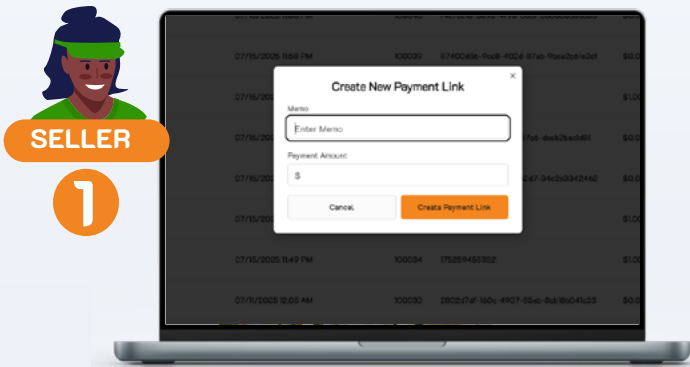


# B2C PAYMENT LINKS FLOW

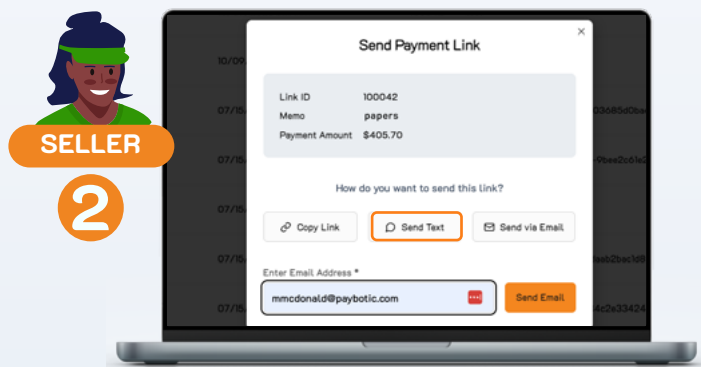


**SELLER**

**1**

## GENERATE A PAYMENT LINK

Within Paybotic Financial's Payment Center, sellers create a secure payment link.



**SELLER**

**2**

## ATTACH OR SEND LINK

Send the link directly via email or text.



**CUSTOMER**

**3**

## CUSTOMER OPENS LINK

The recipient clicks the link, opening Paybotic Financial's secure payment page.

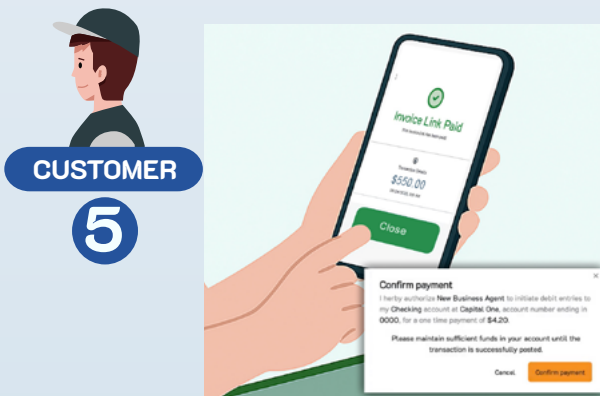


**CUSTOMER**

**4**

## LOGIN OR REGISTER

Existing customers: log in to Paybotic Financial. New customers: complete a simple, one-time registration.

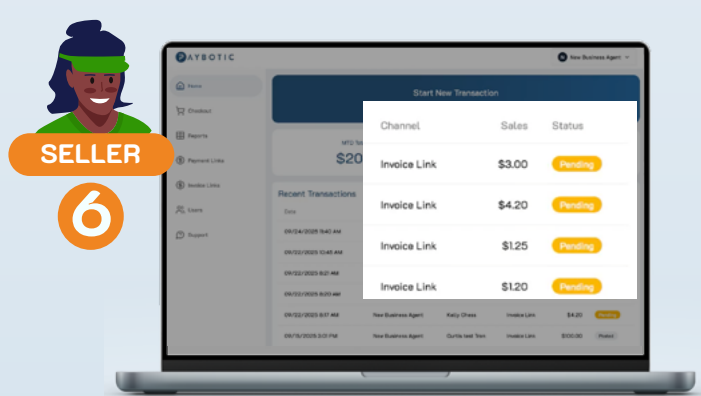


**CUSTOMER**

**5**

## CONFIRM & PAY

Customers review details and confirm payment with one click.



**SELLER**

**6**

## TRACK & MANAGE

Sellers can monitor payment status (Initiated, Pending, Posted, etc.) in real time with Paybotic Financial's Payment Center.

**WHY IT MATTERS: IMPROVES CASH FLOW, ELIMINATES CASH RISK, CONVENIENT FOR CUSTOMERS**

\*Paybotic Financial is a financial technology company, not a bank. Banking services are provided by Regent Bank, Member FDIC. FDIC insurance only covers failure of insured depository institutions. Certain conditions must be satisfied for pass-through FDIC deposit insurance to apply.