

PAY WITH YOUR BANK ACCOUNT **NO ATM NEEDED**


A faster, easier way to pay at checkout using secure ACH payments through Paybotic.

How It Works




1 START REGISTRATION

Scan the QR code at the counter or visit go.paybotic.com to get started. Create your secure Paybotic payment profile in just a few steps.



2 CONNECT YOUR BANK

Securely link your bank account using Plaid. No need to enter routing or account numbers – simply log in using your bank credentials.



3 ENTER YOUR PAYMENT

Once your account is connected, tap Pay Now. You'll receive a unique QR code for the transaction.



4 SHOW YOUR QR CODE

Present your QR code to the bud-tender at checkout. They will scan the code to process your payment.




5 PAYMENT COMPLETE

Confirm your payment and you're all set. Enjoy!

Why Customers Love It

- **No ATM Needed**
Pay directly from your bank account.
- **Fast Checkout**
No cash, no ATM, no waiting.
- **Secure Payments**
Bank-level security with encrypted transactions.

READY TO PAY THE EASY WAY?



SCAN THE QR CODE
TO CREATE YOUR PAYBOTIC PAYMENT PROFILE